

The most comprehensive estate report available for the South African market

## Estate Report

Generated by T P N

- 1 Estate Information
- 2 Estate Transactions
- 3 Estate Demographics
- 4 Estate Prices

### Estate Selected

The below section provides you with an overview of the estate this report is based on





## Estate Details

The below section provides you with the details of this estate

Estate Name	***** ESTATE
Estate Size	25085 sqm
Number Of Sectional Schemes	0
Latitude	-26,0429667472
Longitude	27,9609882015
Number of Freehold Properties	51
Number of Sectional Title Units	0
Suburb	NORTH RIDING EXT 37
Town	RANDBURG
Municipality	CITY OF JOHANNESBURG



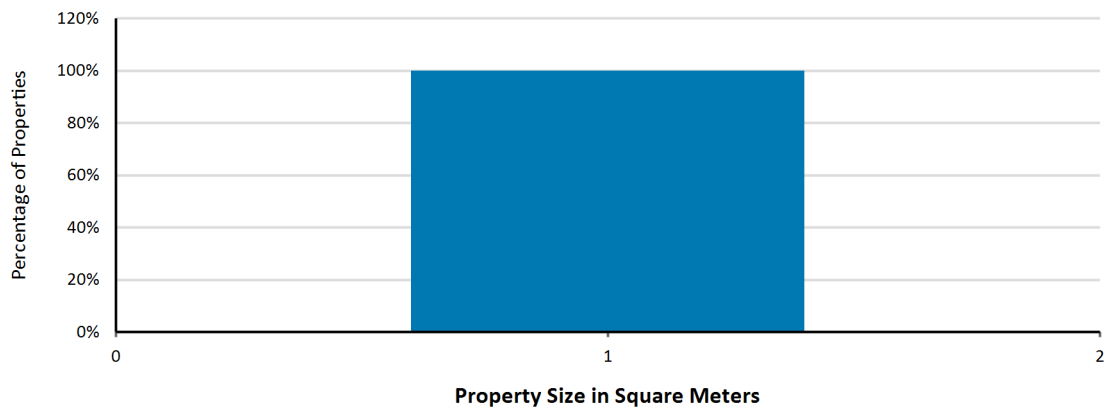
## Property Sizes

The below section provides you with the distribution of property square meterage in the estate

### Sectional Title Unit Size Distribution

No Data Available

### Freehold Property Stand Size Distribution





# Estate Transactions

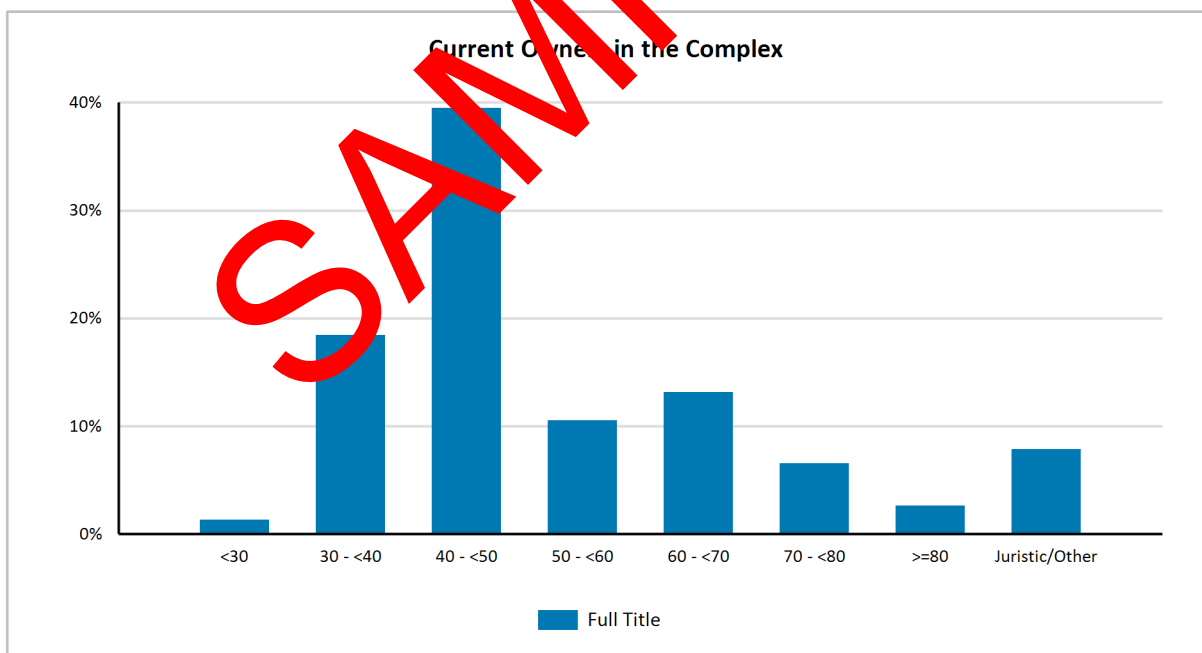
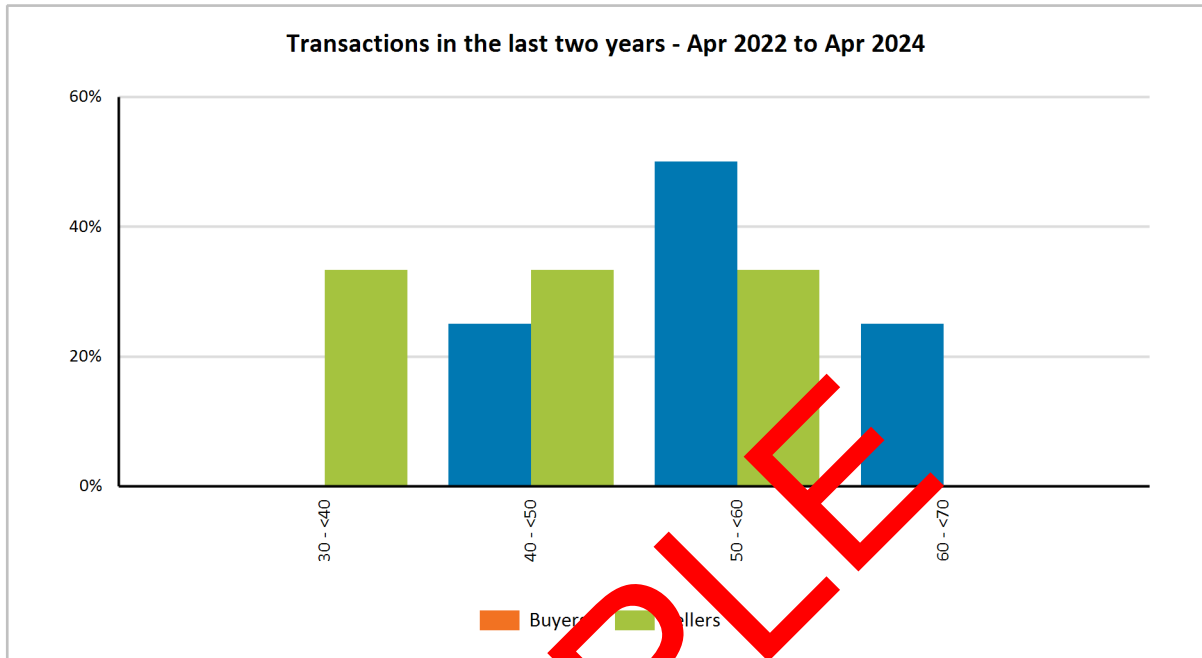
The below section provides you with the latest deeds transactions within this estate.

Date Purchased	Date Registered	Property Description	Property Type	Size	Purchase Amount	Title Deed Number
2022-05-09	2023-01-27	193 ***** ROAD	Freehold	435	R1 850 000	Txxxx/2023
2022-09-09	2022-11-02	193 ***** ROAD	Freehold	402	R1 790 000	Txxxxx/2022
2022-08-07	2022-10-04	193 ***** ROAD	Freehold	361	R1 650 000	Txxxxx/2022
2021-10-05	2022-02-01	35 ***** STREET	Freehold	335	R1 600 000	Txxxxx/2022
2021-08-23	2021-11-05	193 ***** ROAD	Freehold	361	R1 725 000	Txxxx/2021
2021-05-13	2021-10-05	193 ***** ROAD	Freehold	405	R1 600 000	Txxxxx/2021
2021-04-30	2021-09-08	193 ***** ROAD	Freehold	375	R1 675 000	Txxxx/2021
2021-05-10	2021-08-31	193 ***** ROAD	Freehold	447	R1 630 000	Txxxxx/2021
2020-11-10	2021-02-09	193 ***** ROAD	Freehold	358	R1 740 000	Txxxx/2021
2020-03-02	2020-09-18	193 ***** ROAD	Freehold	371	R1 700 000	Txxxx/2020
2020-06-29	2020-09-11	193 ***** ROAD	Freehold	321	R1 560 000	Txxxx/2020
2020-03-19	2020-08-21	193 ***** ROAD	Freehold	397	R1 600 000	Txxxx/2020
2019-02-14	2020-03-24	193 ***** ROAD	Freehold	373	R1 525 000	Txxxx/2020
2019-12-07	2020-03-12	193 ***** ROAD	Freehold	434	R1 775 000	Txxxx/2020
2019-10-15	2019-12-19	193 ***** ROAD	Freehold	375	R1 600 000	Txxxx/2019
2019-04-17	2019-11-13	25 ***** STREET	Freehold	453	R1 450 000	Txxxx/2019
2019-03-30	2019-05-15	193 ***** ROAD	Freehold	402	R1 850 000	Txxxx/2019
2019-02-01	2019-05-07	193 ***** ROAD	Freehold	333	R1 675 000	Txxxx/2019
2018-11-22	2019-04-04	19 ***** ROAD	Freehold	435	R1 630 000	Txxxx/2019
2018-09-01	2018-11-28	193 ***** ROAD	Freehold	326	R1 620 000	Txxxx/2018
2018-03-29	2018-06-11	193 ***** ROAD	Freehold	414	R1 695 000	Txxx/2018
2017-11-19	2018-01-11	193 ***** ROAD	Freehold	330	R1 250 000	Txxxx/2018
2015-05-10	2017-09-15	19 ***** ROAD	Freehold	435	R1 420 000	Txxxxx/2017
2017-05-16	2017-08-22	33 ***** STREET	Freehold	337	R1 460 000	Txxxx/2017
2017-01-09	2017-03-27	193 ***** ROAD	Freehold	375	R1 500 000	Txxxxx/2017
2014-10-06	2017-01-31	193 ***** ROAD	Freehold	326	R1 220 000	Txxxx/2017
2016-07-01	2016-10-20	PORTION 51 OF ERF 1080	Freehold	5 787	R1 000	Txxxxx/2016
2016-03-19	2016-07-15	193 ***** ROAD	Freehold	374	R1 550 000	Txxxx/2016
2016-04-11	2016-06-17	193 ***** ROAD	Freehold	361	R1 325 000	Txxxx/2016
2015-10-14	2015-12-08	193 ***** ROAD	Freehold	374	R1 600 000	Txxxx/2015
2015-08-26	2015-11-30	193 ***** ROAD	Freehold	362	R1 625 000	Txxxx/2015
2015-09-02	2015-11-04	193 ***** ROAD	Freehold	402	R1 700 000	Txxxx/2015
2015-02-14	2015-07-27	193 ***** ROAD	Freehold	336	R1 300 000	Txxxxx/2015
2015-02-25	2015-06-29	37 ***** STREET	Freehold	376	R1 475 000	Txxxx/2015
2014-08-30	2014-12-15	193 ***** ROAD	Freehold	434	R1 360 000	Txxxx/2014



## Estate Demographics

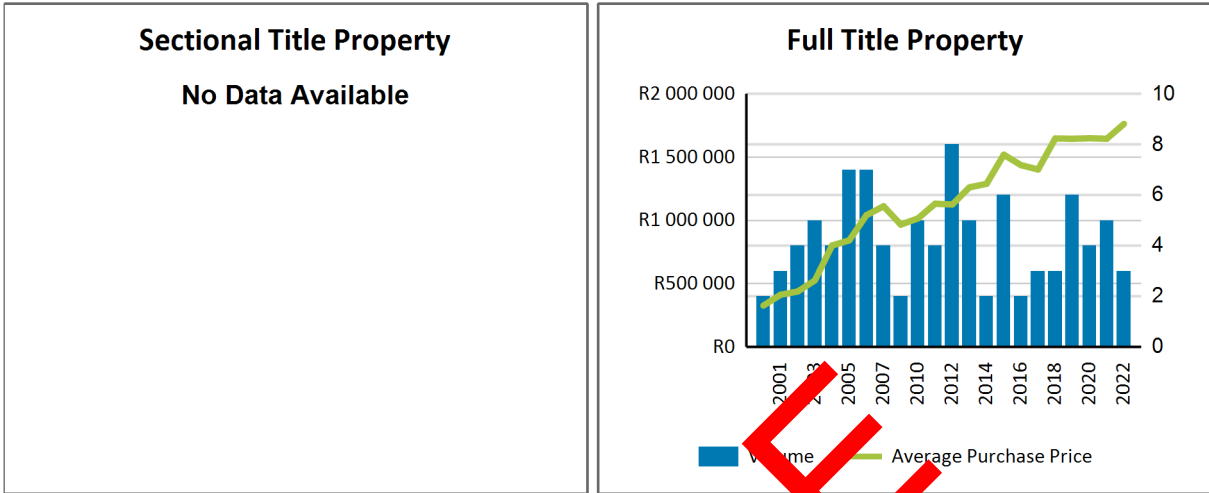
The below section provides you with insight to the age of buyers and sellers within the estate





## Estate Transaction Trends

The section below provides you with an indication of purchase price and volume trends within the estate

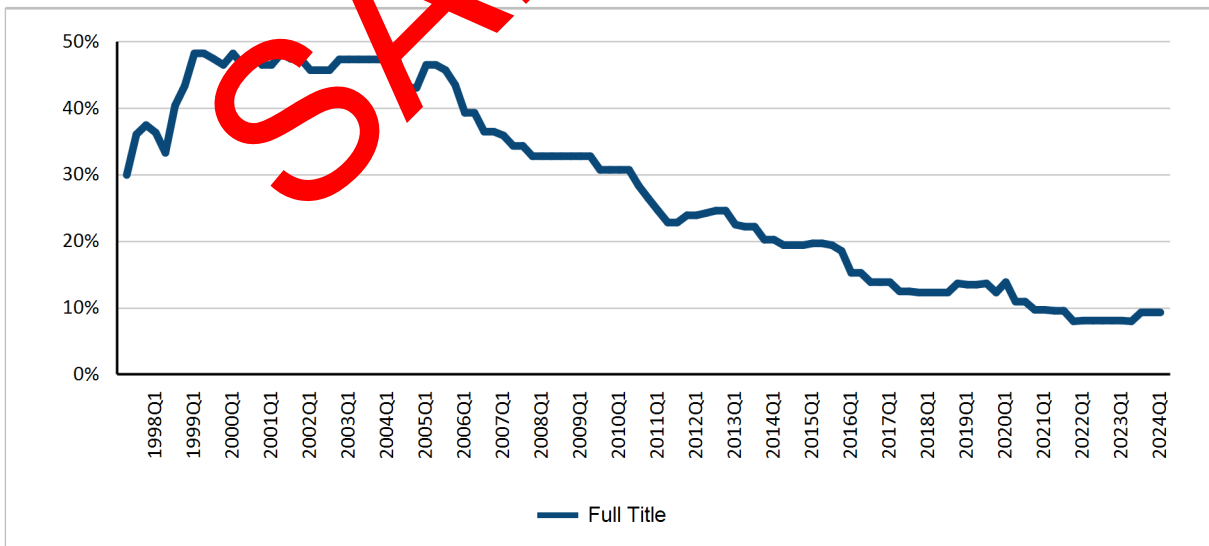


Source: Deeds Office



## Investment Properties

The below section provides you with an estimate of investment properties at a given point in time within the complex.



Source: Deeds Office



## Disclaimer

Please take note of the following important information regarding TPN Group (Pty) Ltd, a registered Credit Bureau under NCR Registration Number NCRCB08, together with its affiliates, shareholders, directors, agents, consultants or employees (collectively, "TPN"):

1. Although TPN has used all reasonable endeavours to provide accurate information (including but not limited to statistical calculations, data and graphs) in this report and on the TPN website ("the Information"), TPN does not warrant that the Information is at all times accurate, up-to-date, relevant and complete. The Information has been compiled from publicly available sources and data collected and published by TPN. As such, the Information is deemed to be correct at the time of compilation and no warranty of any kind, whether expressed or implied, is given by TPN regarding the accuracy of the Information. Use of and reliance on the Information is entirely at your own risk and you agree to assume full responsibility for any risk, damage or loss which may arise as a result of the use or non-use of the Information, or the reliance by you or any third party on the Information to make any decision or take any action whatsoever.
2. TPN shall not accept any liability for any risk, damage or loss whatsoever, including, without limitation, any direct, indirect, special, incidental, consequential or punitive damages or damages related to loss of profit, business interruption or the loss of data or information, whether arising out of contract, statute, delict or otherwise and regardless of whether TPN expressly advised of the possibility of such risk, loss or damage. You expressly indemnify TPN in this regard.
3. Without derogating from the generality of the above, TPN will not be liable for:
  - a. any property, financial or investment – related decisions made by you or any third party on the basis of the Information and, as such, the TPN website and reports do not constitute professional advice and should not be construed as such;
  - b. any failure by you to obtain appropriate professional advice before proceeding with any financial, property or investment - related decision; or
  - c. any event which is beyond TPN's reasonable control.
4. TPN is the owner of the copyright in and to this report and TPN grants you a non-exclusive, limited licence to access this report for personal use only. You are not permitted to reproduce, publish, adapt or sell this report, or any copy of it, or to use this report for any other purpose, without the prior written consent of TPN.
5. TPN regards your privacy as important and will take all reasonable steps to ensure that, if you have subscribed to TPN, your personal details will remain confidential.
6. TPN reserves the right to make any changes, modifications, additions, deletions and corrections that it deems necessary in the circumstances, at any time and without notice to you.